

Tepee Creepers

AIM What is a script?

A script is a piece of writing written for a puppet play, a role play, a stage play, a screenplay, or a broadcast. A person who writes for these things is a script writer.

A script writer must be able to:

- Punctuate correctly
- Visualize (have a clear picture in his/her mind)
- Have a different sense of time and space
- Be able to visualize the action in a story and write it in play form

What is a Dialogue?

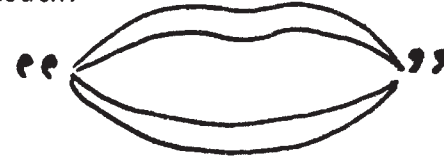
Dialogue is the exact words that people are saying when they are talking. When you write talk you put the talk words in quotation marks.

Can you find the dialogue in a story?

1. Choose a story you like and read through the story. Put a big mouth around the words that come out of a character's mouth.

Then they backed away singing, "We are going to get some hides for our leggings and moccasins."

2. Now put a smile on each mouth you made by putting quotation marks at the corners of each mouth.



3. Start at the beginning of your story and make a list of all the sentences in the dialogue. In front of each sentence, put the character's name that is doing the talking.
4. Read your list into a tape recorder and then listen to it. Is the story understood or are parts of the story not clear?



Writing script is not like writing a story but like acting it out. To improve your dialogue try:

- Watching TV to see what and how people talk to get a story understood
- Adding directions for how or what each character is doing while talking
- Changing the dialogue to include more action words
- Role playing the story

Role Playing

Role playing does not mean you have to have a script nor does role playing require having a whole story.

In a play you have a sequence of events and characters. Your story will probably have a beginning, a middle, and an end. In a role play you may have only a situation and one character. The job of the script writer is to move the characters through the events in a way that will be believable to others.

Characterization

The process of telling a story through words and actions is called characterization. Characters need to have their own personality; cheerful, dumb, smart, bionic, tricky, sly, grouchy, alert, tired, human or barely human. Characters can go through a number of events but their personality should remain about the same. What a character says or does tells you a lot about the personality of this character.

EXPERIMENT!!!

1. In your family groups, take turns acting out some different characters. Here are some suggestions.
 - a chain smoker
 - a businessman
 - a fish in a polluted stream

- different clouds or trees
- a shy person on a crowded street
- an invisible man
- your teacher

Don't take too much time on your first try. Try again and it will be better.

2. Choose one role play or situation you want to show the people.




Get into your character.

1. Each group performs a role play.
2. After each group finishes, talk about what you liked about the performance. This will help all the actors know what expressions or actions were "right" for that situation or story.
3. Practice, try again.


Write a role play situation or a story script. Give it to another family to role play.

Tepee Creepers

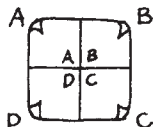
AIM  To make your fantasies come true.

Paper Puppet #1.

You will need:

 A square paper 

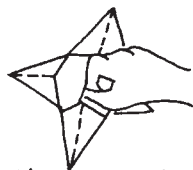
1. Fold corners toward center line.



2. Turn paper over.



3. Fold corner towards center lines again.




4. This is how you hold the puppet.



Your paper hand puppet can be any character you want it to be.

Paper Puppet #2.

You will need:

envelopes 

construction paper 


glue 

scissors 

stuff 

1. Put your hand in the envelope.

2. Press the paper between your thumb and four fingers.



3. Add real character to your new friend.



Puppets Without Mouths


Knock out one end of a peanut.
Paint a face on the shell.
Attach with tape or glue a
pencil, a straw, or whatever.



Draw people or props (trees,
moon, sun). Cut out and tape
to your fingers.




THE PLAY



- Good puppetry can be fun and entertaining.
- A good puppet play has a beginning, a middle, and an end.
- A puppet play is fast-moving, short and to the point.
- ↓ ↓ ↓ ↓ ↓ ↓ ↓ ↓
- Who are your characters?
- What is the story of your play?
- Where is the action taking place?
- Something is wrong! Taking your characters through hard times and then having everything come out right is the fun and entertainment your audience sees.

Puppets Need Help Growing and Here is How You Can Help

Lend a hand. Your puppet has no life until your hand becomes the head, neck, waist and feet of your puppet. Teach your puppet how to exercise.



Now For The Eyes



Most newborn puppets tend to stare at the ceiling. Use a mirror to help you get the puppet looking at the audience. Then practice looking towards the door, out the window, or at another puppet.



This is one time to make your voice as loud as possible. It is hard to hear if you're behind a stage. Does your puppet sound like you or the unique other character you created?

ABC

Everytime you open your mouth your puppet's mouth should open too. Teach your puppet the sound and movement of the ABC's.

How does your puppet say yes or no, think, cry, sneeze, snore, read, run, hop, faint, fall, fly, skate, dance, sneak and come alive!