

WORD STUDY

- 1 – What Do You Say?*
- 2 – Oral Reading*
- 3 – Building Vocabulary*
- 4 – Words in My World*
- 5 – Action Words*

What Do You Say?

You never know what the children are going to say when you ask:

What is love?

What is hate?

What is discrimination?

What is twilight...conservation...perfect...

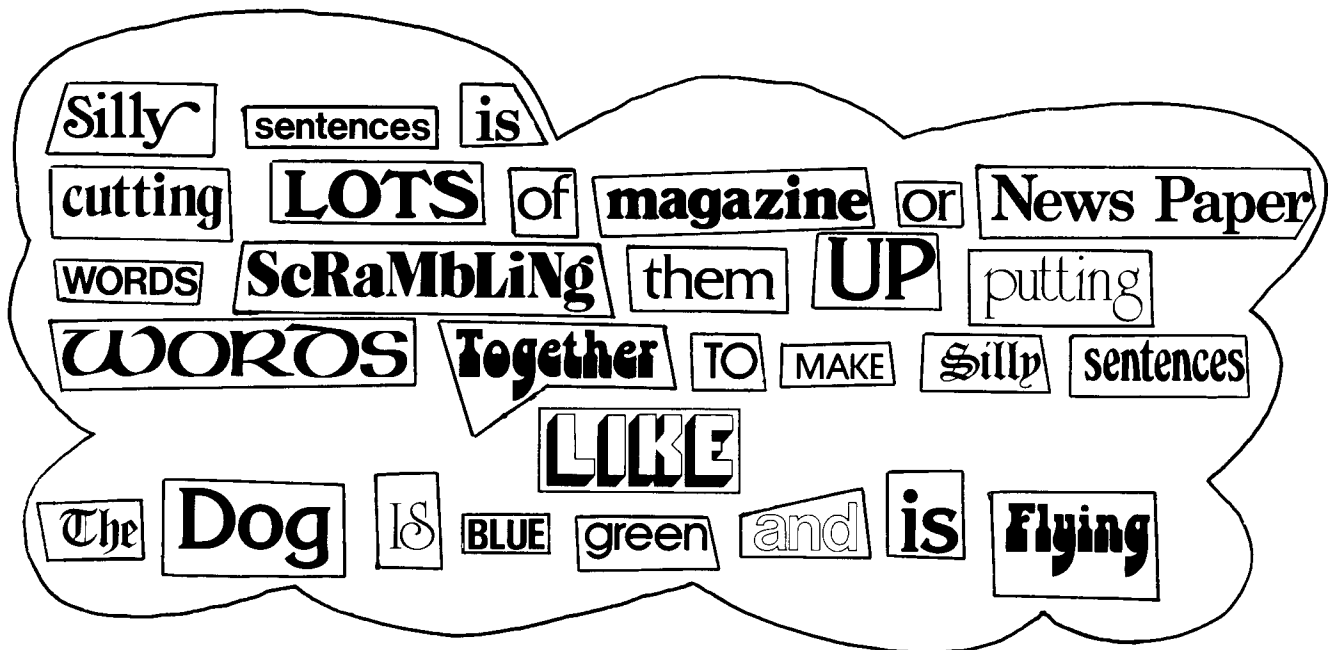
phoney...manure...understanding...

recognize...theory...nature

enormous...eclipse...



Have the children cut out words they recognize from old magazines, newspapers, etc. They can then make up posters of "silly sentences."



Oral Reading

In this activity, you and the students read together. It is particularly effective with shy students.


A book or story made by the children can be recorded on tape, turned on, and then the whole group can read aloud. This is an excellent method for improving phrasing and helping to alleviate "word by word" style of reading.

You probably do this anyway!



Building Vocabulary

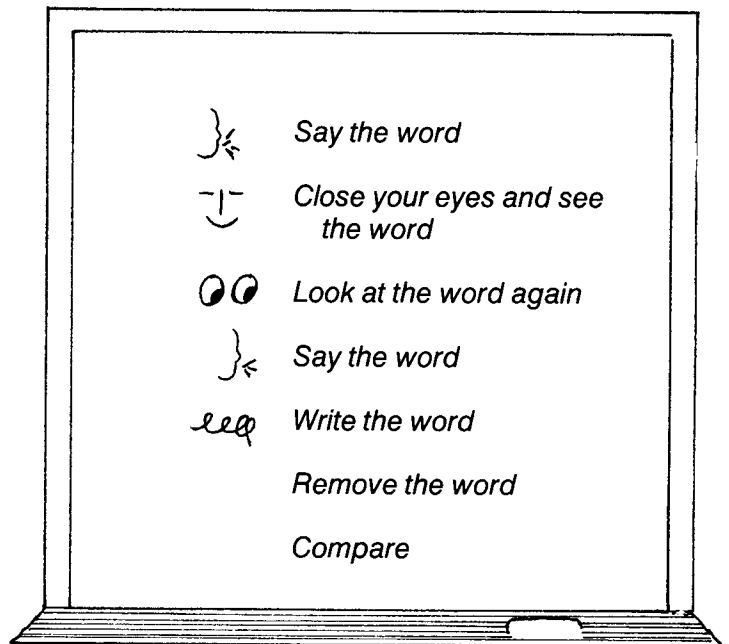
Using stories the children have read or made, choose some words to put in the children's "My Book," which simply is sheets of tablet paper with construction paper for the cover.



Some of the students will choose rather difficult words, other students will choose easy words, and you will choose words that you feel are important for the children to learn.

The children at Level I should choose about five words. If 20 stories are covered, the children would then have a total of about 100 words for the year. The Level II children should choose between five and 10 words per story, and the Level III children should choose 10 words per story, totaling about 200 words for the year.

The children can then study the words like this:



Have the children repeat these steps until the word is easy for them. In the beginning, this sequence may be put on the chalkboard.



Words in My World

This activity is particularly effective with Level I students. Say to the children:

*What kind of cereal do you eat?
Bring me the name label tomorrow.*

The next day, write on a chart what the children say.

Newspaper advertisements can also be used to find words the children recognize.

*What kind of car do you have?
What gas station do you go to?
Where do you eat?*

You can think of more!

Jack said:
I eat Life.

Tammy said:
I eat Captain Crunch.



Action Words

Help the children get into a story and illustrations, and have them find all of the action in the still pictures. For example, *dancing*, *beating drums*, *walking*, *singing* and *running* might be action words in *A Little Boy's Big Moment*.

Write on the board all of the action words the children can think of. They could then make a book of the action words they have found or thought up.





THE INDIAN READING SERIES:
Stories and Legends of the Northwest